



# Voidol RVC Mode Installation Guide

---

This guide explains how to install RVC Mode on Windows 11.

[Introduction](#)

[Installing RVC Mode \(Windows11\)](#)

[Contact](#)

This guide may not be copied or reproduced in any way without the consent of CRIMSON TECHNOLOGY, Inc.

## Introduction

---

### About Trademark

- R.C.voice used in the voice conversion of Voidol3R is a registered trademark of CRIMSON TECHNOLOGY, Inc.
- Voidol is a trademark of CRIMSON TECHNOLOGY, Inc.
- Described company name and product name in this guide are the registered trademarks or trademarks of each company.

### Note to use RVC Mode

- The product and specifications described in this guide are subject to change without notice due to product improvements.
- Also, we have made every effort to complete the contents of this guide, but if there are any omissions, errors, or updates needed, please contact us at ( <https://crimsontech.jp/about-us/contact/?lang=en> ).
- Please note that we are not responsible for the effects of the operation results caused by any of the items mentioned above.

### Recommended System Environment

CPU: Intel® Core™ i7-9750H processor or higher

Memory: 16GB or more

GPU: NVIDIA® GeForce® GTX 1650 Video RAM 4GB GDDR5 or higher

***Hard disk: 10GB free space or more (SSD recommended)***

\*NVIDIA® graphics board is required to start RVC mode.


### Recommended Audio Environment

Recommend using an audio interface and microphone together

## Installation on Windows 11

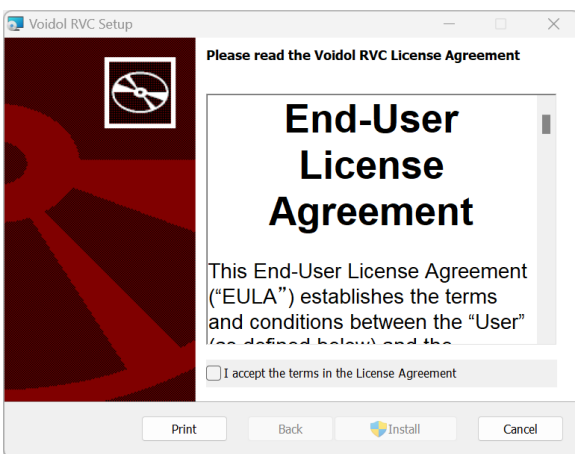
### How to install RVC Mode (Windows 11)

When you unzip the zip file, you can find the setup execution file of RVC Mode (VoidolRVCSetup.exe).

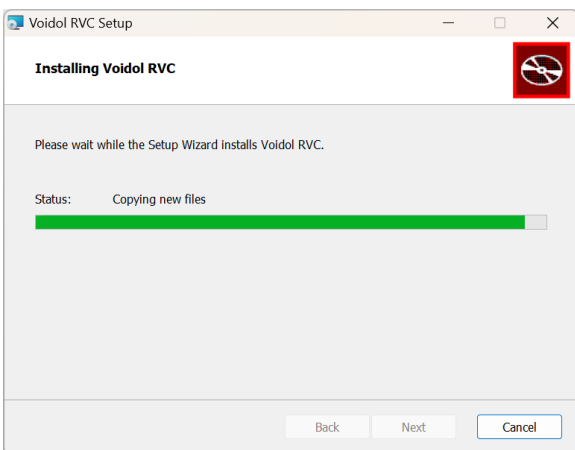


VoidolRVCSetup.  
exe

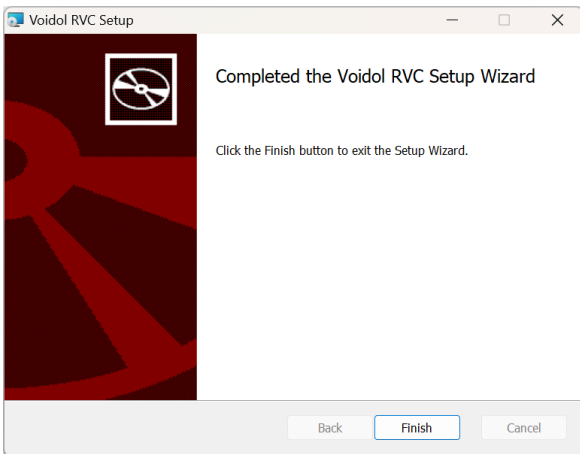
Please run VoidolRVCSetup.exe by double-clicking or by right-clicking and selecting “Open”.



Please read the license terms, then check “I accept the terms in the License Agreement” and click “Next”.



Voidol RVC is being installed.



The installation is completed.  
Please finish the installer by clicking “Finish”.

Installation of the Voidol3R main unit is required to use RVC Mode.  
Please refer to the installation guide provided with the main unit for installation and license registration.

## Contact

---

If you encounter a problem that can't be solved after reading this guide, please contact us (<https://crimsontech.jp/about-us/contact/?lang=en>).

There is no trial version of RVC Mode.

Also, please note that we do not provide support by phone, chat, etc.

date 2023/07/20